

# How do I join a Remind class?



**Veronica D. Joseph**  
Customer Support

*For all Remind users.*

There are four different ways you can join a Remind class. Once you join a class, the class will appear under your classes section on your left navigation menu. Follow the instructions below to join a class.


▶ [Your Remind account](#)

▶ [Remind's join site](#)

▶ [Text](#)

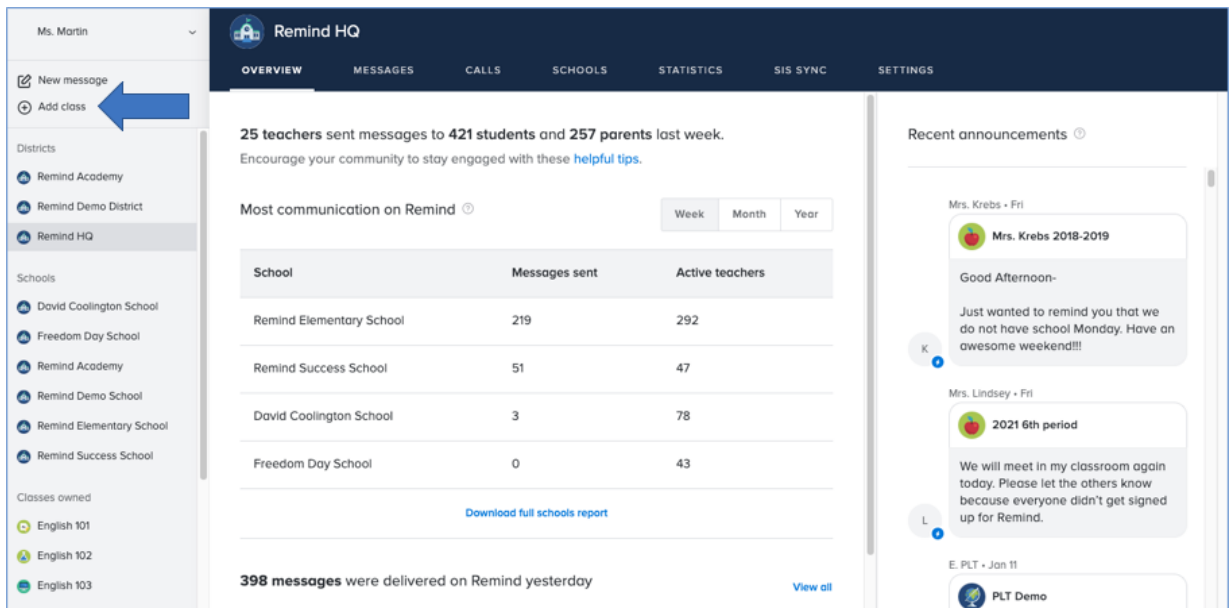
Hi there. Can I help you with something? Try me!

▶ [App](#)



# Your Remind account on web

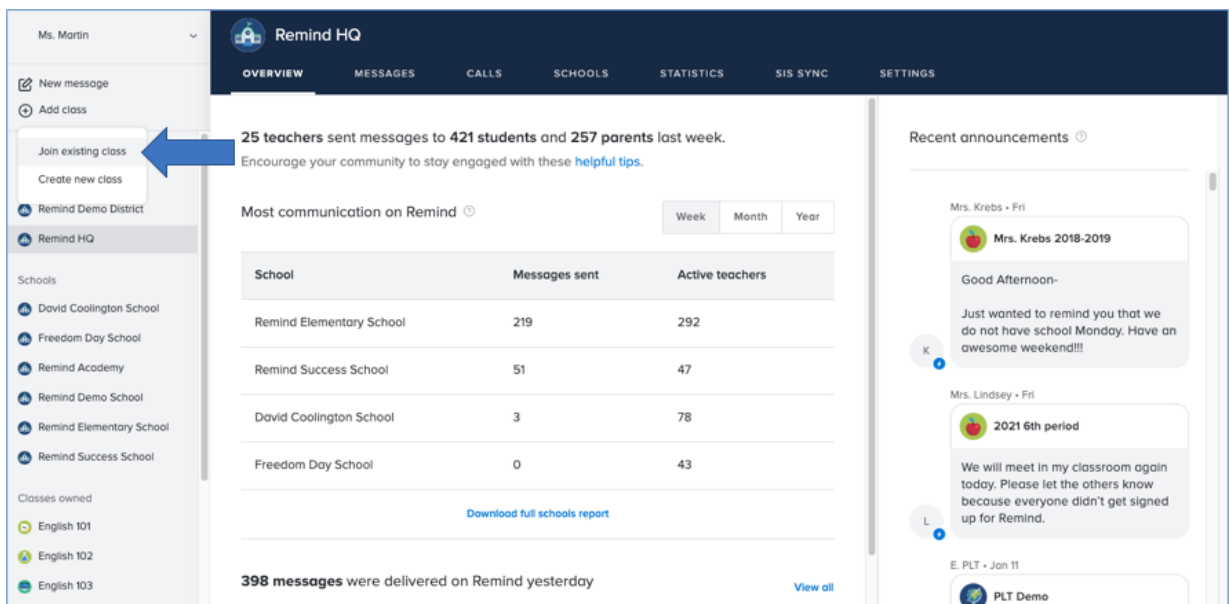
- 1 Click **Add class** (which is located on the left navigation panel).



The screenshot shows the Remind HQ web interface. On the left navigation panel, the 'Add class' button is highlighted with a blue arrow. The main content area displays a summary of communication: '25 teachers sent messages to 421 students and 257 parents last week.' Below this is a table titled 'Most communication on Remind' with columns for School, Messages sent, and Active teachers. The table lists several schools and their respective message counts and active teachers. A 'Download full schools report' link is provided below the table. On the right, there are 'Recent announcements' from various users, including Mrs. Krebs and Mrs. Lindsey.

School	Messages sent	Active teachers
Remind Elementary School	219	292
Remind Success School	51	47
David Coolington School	3	78
Freedom Day School	0	43

- 2 Select **Join existing class**.



The screenshot shows the Remind HQ web interface. On the left navigation panel, the 'Join existing class' button is highlighted with a blue arrow. The main content area is identical to the previous screenshot, showing the same communication summary and table. The 'Recent announcements' section on the right is also visible.

- 3 Enter the class code in the pop-up box, and click **Join**.

Join a class

Enter class code ?

@ sample Join

Search for your class instead

- ▶ If you don't have the class code, you can click **Search for your class instead**.
  - ▶ Type in the name of your school.
  - ▶ Search for your teacher.
  - ▶ Select **Join** for the class you want to add.

The class will automatically appear under the **Classes joined** section of your dashboard. You can set the way you receive messages - either by text or email - by updating your Notification preferences.

# Remind's join site

- 1 Go to [remind.com/join](https://remind.com/join).
- 2 Enter the class code, and select **Join**.

Find your class

**Join Ms. Martin's Example History 101**

Remind uses the short code, 81010, to send alerts from teachers to students and parents. You may opt-in by using this Join page or by texting the class code directly to 81010. You may opt-out at any time by texting STOP to 81010.

Message frequency may vary by class. Standard message & data rates may apply.

Text HELP to 81010 for additional information, or [contact us](#).

- 3 Enter you first and last name along with your mobile phone number or email address.

#### 4 Click **Sign up**.

Apollo F's  
History 101

Freedom Day School  
@8c9d98

Full name  
Remind Student

Phone number or email address ⓘ  
(555) 555-5555

Sign up

OR

Sign up with Google

By signing up, you agree to our [Terms of Service](#) and [Privacy Policy](#).

You'll get notifications for the class via the contact device you entered.


## Text

- 1 Text the class code to 81010. For example, if you wanted to join a class with the class code @math, you would text @math to 81010.
  - 1 If you are a new user, follow the prompts.
    - ▶ Enter your full name, and then S for student, P for parent, or T for teacher.

- ▶ You will then get a confirmation text in a separate thread. You can save that phone number for the class.


2 Check out our video for new users here:

How to join a Remind class (for new user



- 3 Check out our video for existing users here:

How to join a Remind class (for existing u

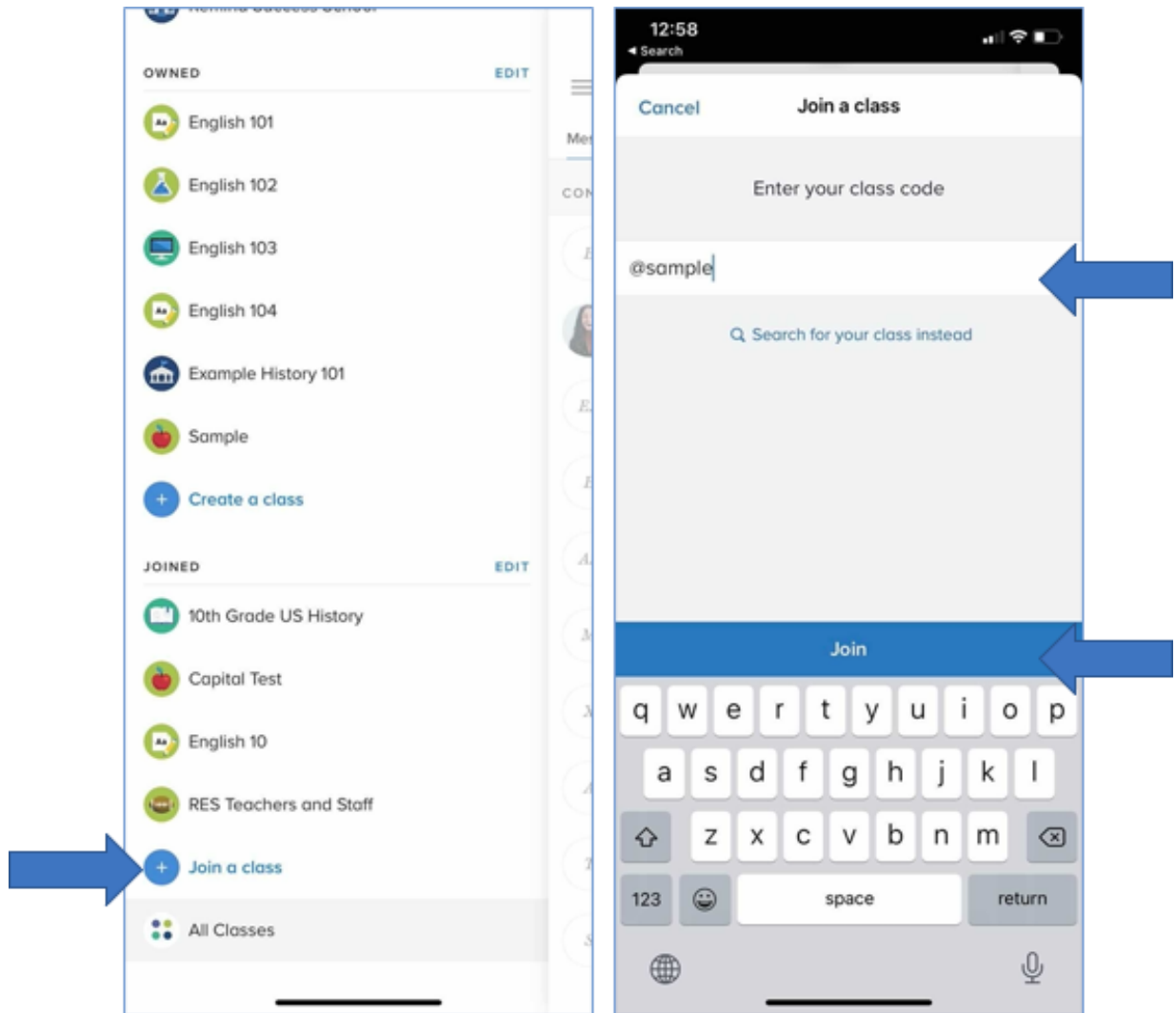


## App

- 1 [Download the mobile app](#) for iOS and Android devices.
- 2 Create a new account (or log in if you already have one).

3 Tap **+Join a class** (located under the **Joined** section).

4 Enter the class code, and then click **Join**.



▶ If you don't have the class code, you can click **Search for the class instead**.

▶ Type in the name of your school.

▶ Search for your teacher.

▶ Tap the (+) button to join a class.



The class will appear on your **Joined** list, and you'll automatically get app notifications.

Was this article helpful?

✓ Yes

✗ No

#### RELATED ARTICLES

---

[How do I submit a request to join a class?](#)

[Join a class or school by texting 81010](#)

[How do I opt out of messages?](#)

[How do I leave a class?](#)

[How do I join a school?](#)

Search



## RELATED ARTICLES

---

[How do I submit a request to join a class?](#)

[Join a class or school by texting 81010](#)

[How do I opt out of messages?](#)

[How do I leave a class?](#)

[How do I join a school?](#)

Search



Can't find what you're looking for? [Get in touch!](#)

---

## PRODUCT

[Schools & Districts](#)

[Higher Education](#)

[Teachers](#)

[Families](#)

[Partners](#)

## COMPANY

[About Us](#)

[Careers](#)

[Press](#)

[Resources](#)

## COMMUNITY

[Connected Educators](#)

[Trust & Safety](#)

[Help Center](#)

[Blog](#)

[🔒 Terms & Policies](#)

---