

Summarize • Camping Out • 1

To summarize a passage you have read, remember:




- The **topic** is what the reading is mostly about.
- The **important details** tell more about the topic.
- A **summary** is a short statement of the topic and important details of a reading.

Read “Setting Up Camp.” Find the topic and important details. Then mark the text and write a summary.

Setting Up Camp




When you camp out, choose a good spot to pitch your tent. Find a place that is on high, dry ground. Camp away from a lake or river because there are lots of mosquitoes around water. Next, pitch your tent under trees. The trees will block out the sun and their shade will keep you cool. Finally, choose a spot that is smooth and flat. You don't want to sleep on a rock!

Summarize Text Marks

-  Circle the **topic**.
-  Check **important details**.
-  Write a **summary** in your own words.

Mark the Text

Summarize the text.

-  Circle the topic.
-  Check important details.
-  Write a summary in your own words on the lines.

Summarize • Camping Out • 2

Read “Cooking on a Campfire.”

Find the topic and important details.

Then mark the text and write a summary.

Cooking on a Campfire


You can help set up a fire pit to cook your food. Begin by finding a piece of ground that has bare soil. Use a shovel or trowel to dig a hole. Make the hole about 2 feet wide and six inches deep. Then gather up about 20 rocks. Circle the hole with the rocks to keep the fire inside the pit. Ask an adult to build the campfire. You can help by gathering fuel. Pick up dried grass and small dead twigs.

Cooking over a campfire is fun, and the food is delicious. You can roast hot dogs and marshmallows. You can make flapjacks on a griddle. But always be safe with your fire. Have a bucket of water nearby. Also be safe with your food. Wrap leftover food in bags. There may be bears around!



Mark the Text

Summarize the text.

- Circle the topic.
- Check important details.
-  Write a summary in your own words on the lines.

Read "Finding Your Way."

Find the topic and important details.

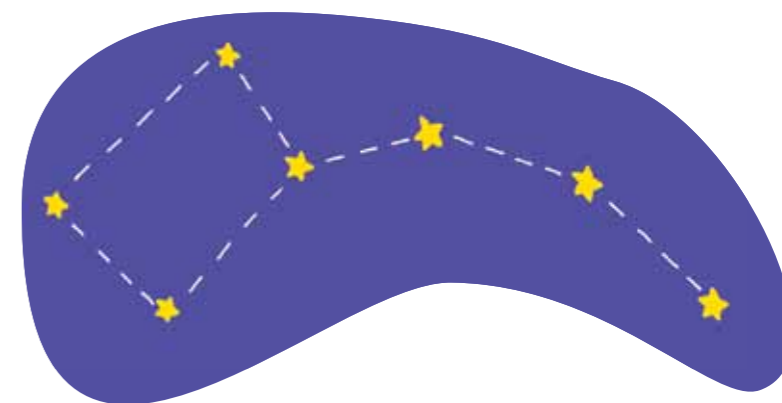
Then mark the text and write a summary.

Finding Your Way

You can use nature signs to find your way if you are lost in the woods. First, look for the sun in the sky. In the morning, the sun rises in the east. In the evening, it sets in the west.

Moss grows more on the north side of a tree. That is because it is cooler there. In the spring, snow melts faster on the south side of a tree. More snow is left on the northern side.

At night, look for the North Star to find your way. First, find the Big Dipper and the Little Dipper. The North Star is the top star in the Little Dipper's handle. It shines very brightly in the north part of the sky.



Mark the Text

Summarize the text.

Circle the topic.

Check important details.

Write a summary in your own words on the lines.